



Photo: Narbonne, Pillowed Finish, Custom 20" x 32"
All Rights Reserved ©2022 Alkusari Stone

NARBONNE

PRINCIPAL STONES | LIMESTONE NRB

JANUARY 2022

ALKUSARI STONE

www.alkusaristone.com

MAIN OFFICE

4117 East State Highway 29
Bertram, Texas 78605

ph 512.339.2299

SALES

houston@alkusaristone.com
austin@alkusaristone.com

NARBONNE

PRINCIPAL STONES | LIMESTONE NRB

SIZES

SQUARE
3/4" THICKNESS

12" x 12" •
18" x 18" •
24" x 24"
32" x 32"
36" x 36"
48" x 48"

RECTANGLE
3/4" THICKNESS

12" x 24" •
18" x 36"
24" x 36"
24" x 48"

SLABS

THICKNESS

3/4"
1 1/4"
2"

• ALSO AVAILABLE IN 1/2" THICKNESSES

PRIMARY FLOOR PATTERNS


SEE FOLLOWING PAGE

Please contact us if you require additional custom sizes and thicknesses for your project. As the source and manufacturer, we are capable of providing bespoke material to our customers.




Honed Finish


FINISHES




Polished ps




Honed hn




Matte mt




Pillowed pw




Suede sd



Chateau ch



Dune dn



Buchard bc



Charue 1 c1



Charue 2 c2



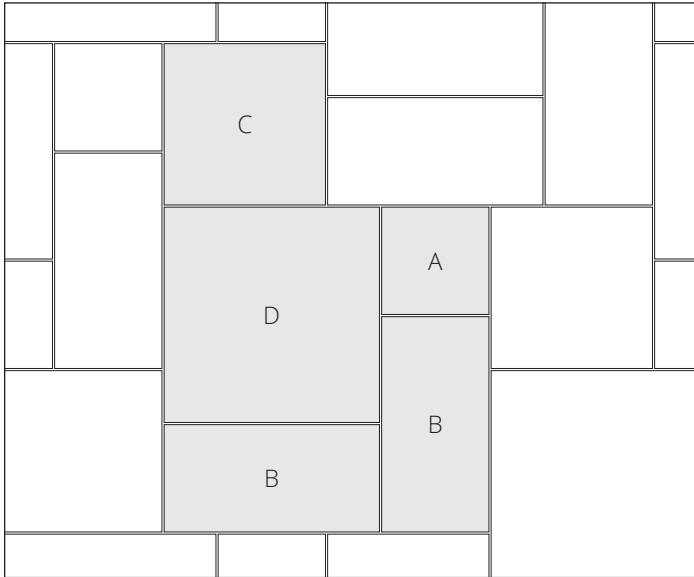
Charue 3 c3

NARBONNE

PRINCIPAL STONES | LIMESTONE NRB

PRIMARY FLOOR PATTERNS

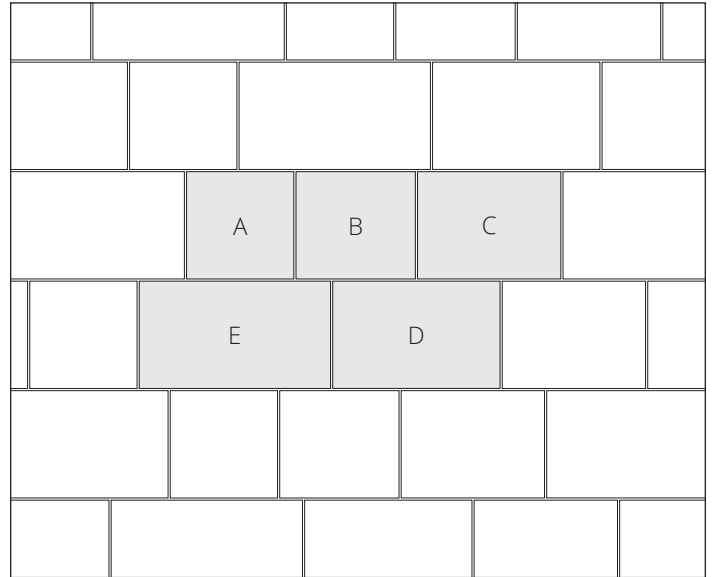
3/4" THICKNESS



Bourdeaux Pattern BDXP

ONE COMPLETE PATTERN EQUALS 25 1/4 SQ/FT

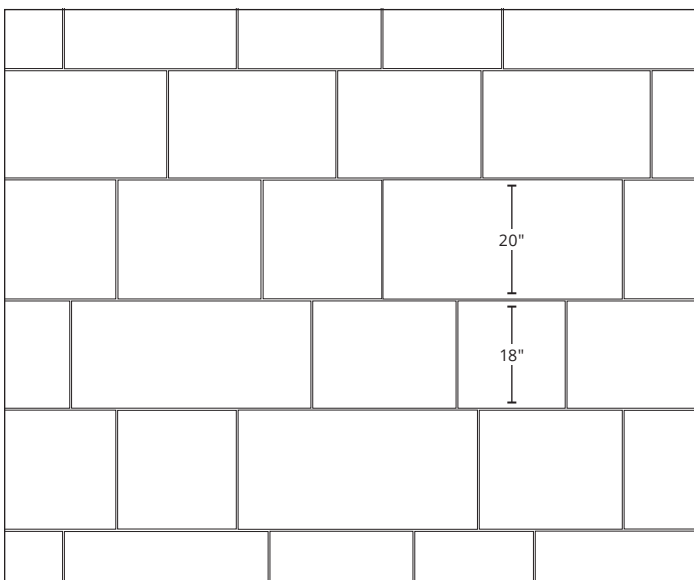
- A (1 pc) 18" X 18"
- B (2 pcs) 18" X 36"
- C (1 pc) 27" X 27"
- D (1 pc) 36" X 36"



Lineare Set-Length Pattern LSLP

ONE COMPLETE PATTERN EQUALS 15 1/4 SQ/FT

- A (1 pc) 18" X 18"
- B (1 pc) 18" X 20"
- C (1 pc) 18" X 24"
- D (1 pc) 18" X 28"
- E (1 pc) 18" X 32"



Lineare Random-Length Pattern LRLP

TOTAL SQ/FT VARIES PER ORDER AND PROJECT SPECIFICATIONS

Width for all pieces is 18" and 20"
 minimum length is 18" and maximum length is 40"

NARBONNE

PRINCIPAL STONES | LIMESTONE NRB

JANUARY 2022

TECHNICAL INFORMATION

	LOW	MEDIUM	HIGH
ABRASION RESISTANCE			
ABSORPTION			
COMPRESSION STRENGTH			
DENSITY			

APPLICATION

RESIDENTIAL

Interior Floor & Wall; Exterior Floor & Wall

COMMERCIAL

Interior Floor & Wall; Exterior Floor & Wall

INSTALLATION & SEALING

Install per stone industry standards. Dry layout material prior to installation to properly blend color. Always seal the stone prior to grouting or use. Choose a grout color that is similar to the color of the stone to avoid picture frame effect.

CARE & MAINTENANCE

Use only non-abrasive/non-acidic cleaners to avoid etching and scratching. Periodic cleaning with water and natural soap is recommended.

ORDERING SAMPLES

Complimentary samples are available by contacting one of our locations. Customers only pay for shipping. Sample dimensions are 4" X 4" and available in multiple finishes listed on the second page.

PRODUCT CODES

Our Product Codes are created according to this formula:

[Principal Stone Code]-[Finish Code]-[Height and Width, or Pattern Code]-[Thickness]

So, a piece of Narbonne, with a Chateau Finish, and measuring 18" x 36" x 3/4" would have the following Product Code:

NRB-CH-1836-34